

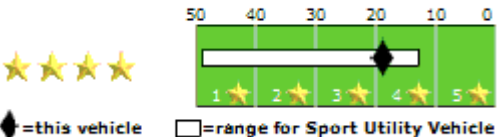
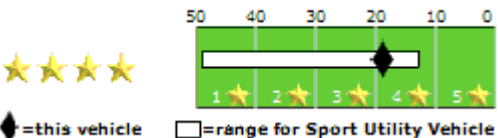

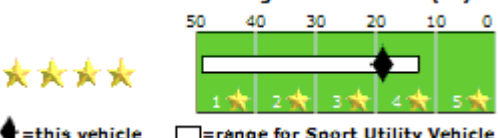
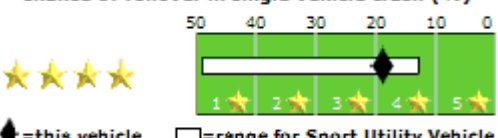





# Model Year 2005 Rollover Ratings



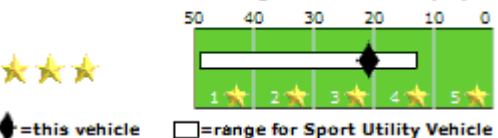
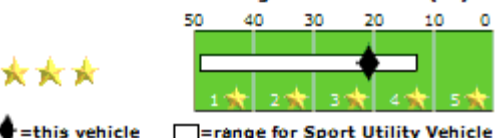





NHTSA has released rollover ratings for model year 2005 vehicles. Comparative results can be viewed by class (SUVs, Pickups, Vans or Passenger Cars). The white bar in the Rollover Rating graphic represents the range of percentages for all vehicles tested in a given vehicle class (passenger cars, vans, pickup trucks, or SUVs) for the last three model years -- the current model year (2005) plus the two earlier model years (2003, 2004). For more details on understanding the rollover tests and rating system, please visit the FAQ section of our rollover site: <http://www.safercar.gov/Rollover/pages/faqs.htm#rollodiam>

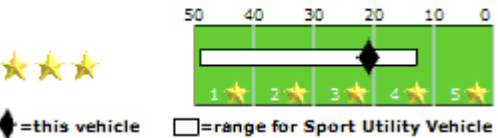
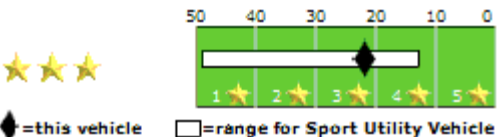

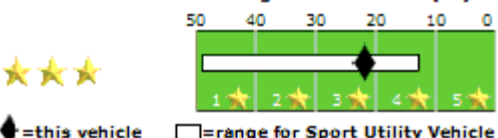
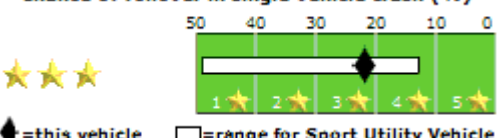




SUVs			
Vehicle	Rollover Rating	Rollover Chance	Driving Test Result
2005 Chrysler Pacifica 4-DR w/SAB	<p>Chance of rollover in single vehicle crash (%)</p> <p>◆=this vehicle    □=range for Sport Utility Vehicle</p>	13%	No-Tip
2005 Ford Freestyle 5-DR	<p>Chance of rollover in single vehicle crash (%)</p> <p>◆=this vehicle    □=range for Sport Utility Vehicle</p>	13%	No-tip
2005 Chrysler Pacifica 4-DR w/SAB	<p>Chance of rollover in single vehicle crash (%)</p> <p>◆=this vehicle    □=range for Sport Utility Vehicle</p>	14%	No-Tip
2005 Ford Freestyle 5-DR	<p>Chance of rollover in single vehicle crash (%)</p> <p>◆=this vehicle    □=range for Sport Utility Vehicle</p>	14%	No-tip
2005 Acura MDX 4-DR. w/SAB	<p>Chance of rollover in single vehicle crash (%)</p> <p>◆=this vehicle    □=range for Sport Utility Vehicle</p>	15%	no-tip
2005 Honda Pilot 4-DR. w/SAB	<p>Chance of rollover in single vehicle crash (%)</p> <p>◆=this vehicle    □=range for Sport Utility Vehicle</p>	15%	No-tip


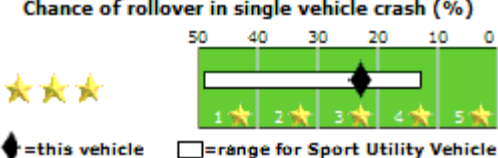


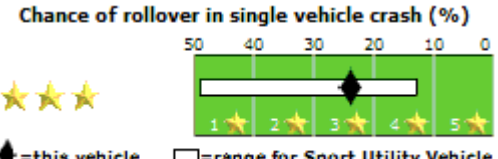
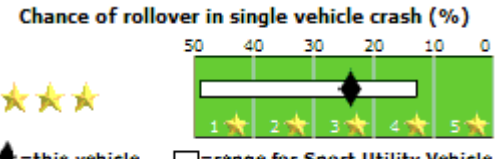
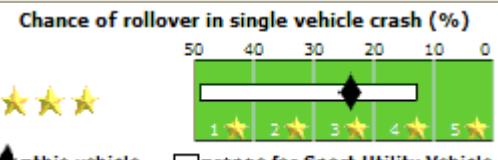
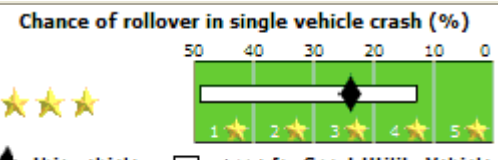
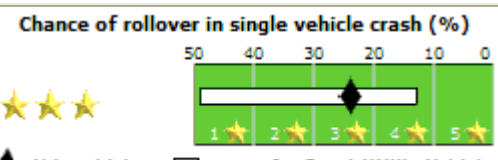
2005 Nissan Murano 4-DR w/SAB	<p>Chance of rollover in single vehicle crash (%)</p>  <p>◆=this vehicle    □=range for Sport Utility Vehicle</p>	15%	No-tip
2005 Nissan Murano 4-DR w/SAB	<p>Chance of rollover in single vehicle crash (%)</p>  <p>◆=this vehicle    □=range for Sport Utility Vehicle</p>	15%	No-tip
2005 Subaru Outback 4-DR Wagon w/SAB	<p>Chance of rollover in single vehicle crash (%)</p>  <p>◆=this vehicle    □=range for Sport Utility Vehicle</p>	15%	No-tip*
2005 Toyota Highlander 4-DR.	<p>Chance of rollover in single vehicle crash (%)</p>  <p>◆=this vehicle    □=range for Sport Utility Vehicle</p>	17%	No-tip
2005 Toyota Highlander 4-DR.	<p>Chance of rollover in single vehicle crash (%)</p>  <p>◆=this vehicle    □=range for Sport Utility Vehicle</p>	17%	No-tip
2005 Volvo XC90 4-DR. w/SAB	<p>Chance of rollover in single vehicle crash (%)</p>  <p>◆=this vehicle    □=range for Sport Utility Vehicle</p>	17%	No-tip
2005 Chevrolet Equinox 4-DR.	<p>Chance of rollover in single vehicle crash (%)</p>  <p>◆=this vehicle    □=range for Sport Utility Vehicle</p>	18%	Tip
2005 Buick Rainier 4-DR.	<p>Chance of rollover in single vehicle crash (%)</p>  <p>◆=this vehicle    □=range for Sport Utility Vehicle</p>	19%	No-tip
2005 Chevrolet Equinox 4-DR.	<p>Chance of rollover in single vehicle crash (%)</p>  <p>◆=this vehicle    □=range for Sport Utility Vehicle</p>	19%	Tip

2005 Chevrolet Trailblazer 4-DR.	<p>Chance of rollover in single vehicle crash (%)</p>  <p>◆=this vehicle    □=range for Sport Utility Vehicle</p>	19%	No-tip
2005 Dodge Durango 4-DR.	<p>Chance of rollover in single vehicle crash (%)</p>  <p>◆=this vehicle    □=range for Sport Utility Vehicle</p>	19%	No-tip
2005 GMC Envoy 4-DR.	<p>Chance of rollover in single vehicle crash (%)</p>  <p>◆=this vehicle    □=range for Sport Utility Vehicle</p>	19%	No-tip
2005 Honda CR-V w/SAB	<p>Chance of rollover in single vehicle crash (%)</p>  <p>◆=this vehicle    □=range for Sport Utility Vehicle</p>	19%	No-tip
2005 Honda CR-V w/SAB	<p>Chance of rollover in single vehicle crash (%)</p>  <p>◆=this vehicle    □=range for Sport Utility Vehicle</p>	19%	No-tip
2005 Isuzu Ascender 5 4-DR w/SAB	<p>Chance of rollover in single vehicle crash (%)</p>  <p>◆=this vehicle    □=range for Sport Utility Vehicle</p>	19%	No-tip
2005 Jeep Grand Cherokee 4-DR.	<p>Chance of rollover in single vehicle crash (%)</p>  <p>◆=this vehicle    □=range for Sport Utility Vehicle</p>	19%	No-tip
2005 Jeep Wrangler 2-DR.	<p>Chance of rollover in single vehicle crash (%)</p>  <p>◆=this vehicle    □=range for Sport Utility Vehicle</p>	19%	No-tip
2005 Lincoln Navigator 4 DR. w/SAB	<p>Chance of rollover in single vehicle crash (%)</p>  <p>◆=this vehicle    □=range for Sport Utility Vehicle</p>	19%	No-tip

2005 Buick Rainier 4-DR.	<p>Chance of rollover in single vehicle crash (%)</p>  <p>◆=this vehicle    □=range for Sport Utility Vehicle</p>	20%	No-tip
2005 Chevrolet Trailblazer 4-DR.	<p>Chance of rollover in single vehicle crash (%)</p>  <p>◆=this vehicle    □=range for Sport Utility Vehicle</p>	20%	No-tip
2005 Ford Escape 4-DR.	<p>Chance of rollover in single vehicle crash (%)</p>  <p>◆=this vehicle    □=range for Sport Utility Vehicle</p>	20%	tip
2005 GMC Envoy 4-DR.	<p>Chance of rollover in single vehicle crash (%)</p>  <p>◆=this vehicle    □=range for Sport Utility Vehicle</p>	20%	No-tip
2005 Hyundai Santa Fe 4-DR w/SAB	<p>Chance of rollover in single vehicle crash (%)</p>  <p>◆=this vehicle    □=range for Sport Utility Vehicle</p>	20%	tip
2005 Isuzu Ascender 5 4-DR w/SAB	<p>Chance of rollover in single vehicle crash (%)</p>  <p>◆=this vehicle    □=range for Sport Utility Vehicle</p>	20%	No-tip
2005 Jeep Grand Cherokee 4-DR.	<p>Chance of rollover in single vehicle crash (%)</p>  <p>◆=this vehicle    □=range for Sport Utility Vehicle</p>	20%	No-tip
2005 Mazda Tribute (Early Release) 4-DR.	<p>Chance of rollover in single vehicle crash (%)</p>  <p>◆=this vehicle    □=range for Sport Utility Vehicle</p>	20%	tip
2005 Mercury Mariner 4-DR	<p>Chance of rollover in single vehicle crash (%)</p>  <p>◆=this vehicle    □=range for Sport Utility Vehicle</p>	20%	tip

2005 Saturn VUE 4-DR.	<p>Chance of rollover in single vehicle crash (%)</p>  <p>◆=this vehicle    □=range for Sport Utility Vehicle</p>	20%	Tip-up
2005 Toyota 4Runner 4-DR.	<p>Chance of rollover in single vehicle crash (%)</p>  <p>◆=this vehicle    □=range for Sport Utility Vehicle</p>	20%	No-tip
2005 Cadillac Escalade ESV 4-DR. w/SAB; w/updated ESC	<p>Chance of rollover in single vehicle crash (%)</p>  <p>◆=this vehicle    □=range for Sport Utility Vehicle</p>	21%	No-tip
2005 Cadillac Escalade EXT w/SAB; w/updated ESC	<p>Chance of rollover in single vehicle crash (%)</p>  <p>◆=this vehicle    □=range for Sport Utility Vehicle</p>	21%	No-tip
2005 Chevrolet Avalanche w/SAB; w/updated ESC	<p>Chance of rollover in single vehicle crash (%)</p>  <p>◆=this vehicle    □=range for Sport Utility Vehicle</p>	21%	No-tip
2005 Chevrolet Suburban 1500 4-DR. w/updated ESC	<p>Chance of rollover in single vehicle crash (%)</p>  <p>◆=this vehicle    □=range for Sport Utility Vehicle</p>	21%	No-tip
2005 Dodge Durango 4-DR.	<p>Chance of rollover in single vehicle crash (%)</p>  <p>◆=this vehicle    □=range for Sport Utility Vehicle</p>	21%	No-tip
2005 GMC Yukon XL 4-DR. w/updated ESC	<p>Chance of rollover in single vehicle crash (%)</p>  <p>◆=this vehicle    □=range for Sport Utility Vehicle</p>	21%	No-tip
2005 Jeep Liberty 4-DR.	<p>Chance of rollover in single vehicle crash (%)</p>  <p>◆=this vehicle    □=range for Sport Utility Vehicle</p>	21%	No-tip

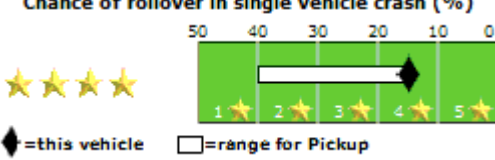
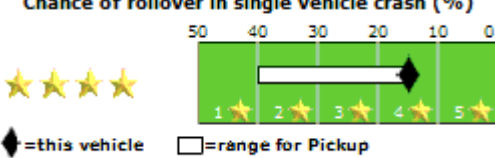
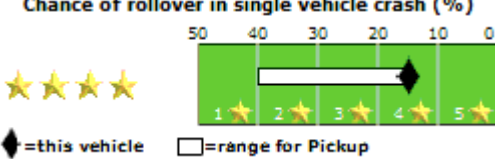
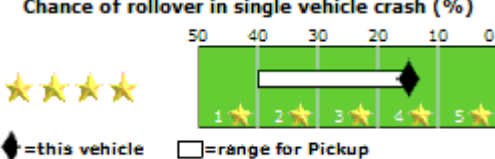
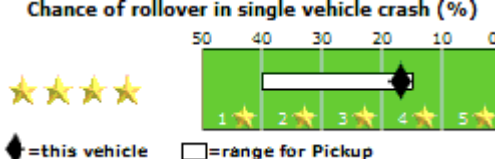
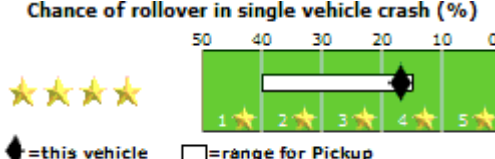

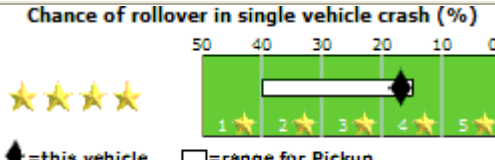

2005 Toyota 4Runner 4-DR.	<p>Chance of rollover in single vehicle crash (%)</p>  <p>◆=this vehicle    □=range for Sport Utility Vehicle</p>	21%	No-tip
2005 Cadillac Escalade 4-DR. w/SAB;w/updated ESC	<p>Chance of rollover in single vehicle crash (%)</p>  <p>◆=this vehicle    □=range for Sport Utility Vehicle</p>	22%	No-tip
2005 Chevrolet Tahoe 4-DR. w/ESC	<p>Chance of rollover in single vehicle crash (%)</p>  <p>◆=this vehicle    □=range for Sport Utility Vehicle</p>	22%	No-tip
2005 GMC Yukon 4-DR. w/ESC	<p>Chance of rollover in single vehicle crash (%)</p>  <p>◆=this vehicle    □=range for Sport Utility Vehicle</p>	22%	No-tip
2005 Hyundai Santa Fe 4-DR w/SAB	<p>Chance of rollover in single vehicle crash (%)</p>  <p>◆=this vehicle    □=range for Sport Utility Vehicle</p>	22%	tip
2005 Nissan Pathfinder 4-DR	<p>Chance of rollover in single vehicle crash (%)</p>  <p>◆=this vehicle    □=range for Sport Utility Vehicle</p>	22%	No-tip
2005 Saturn VUE 4-DR.	<p>Chance of rollover in single vehicle crash (%)</p>  <p>◆=this vehicle    □=range for Sport Utility Vehicle</p>	22%	Tip-up
2005 Chevrolet Suburban 1500 4-DR. w/updated ESC	<p>Chance of rollover in single vehicle crash (%)</p>  <p>◆=this vehicle    □=range for Sport Utility Vehicle</p>	23%	No-tip
2005 Ford Escape 4-DR.	<p>Chance of rollover in single vehicle crash (%)</p>  <p>◆=this vehicle    □=range for Sport Utility Vehicle</p>	23%	tip

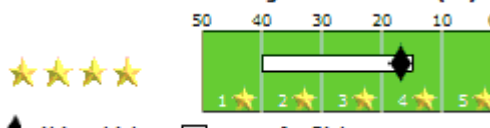


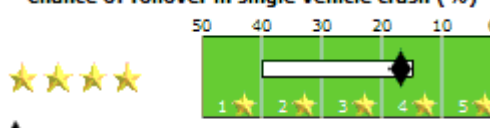
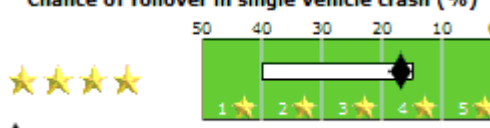

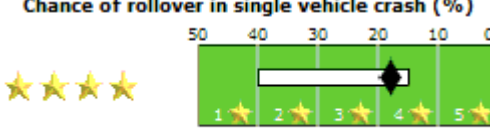
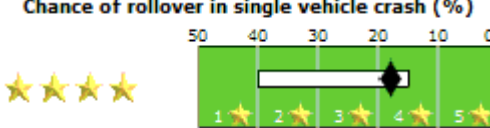
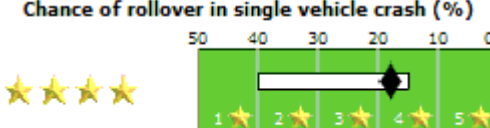
2005 GMC Yukon XL 4-DR. w/updated ESC	<p>Chance of rollover in single vehicle crash (%)</p>  <p>◆=this vehicle    □=range for Sport Utility Vehicle</p>	23%	No-tip
2005 Mazda Tribute (Early Release) 4-DR.	<p>Chance of rollover in single vehicle crash (%)</p>  <p>◆=this vehicle    □=range for Sport Utility Vehicle</p>	23%	tip
2005 Mercury Mariner 4-DR	<p>Chance of rollover in single vehicle crash (%)</p>  <p>◆=this vehicle    □=range for Sport Utility Vehicle</p>	23%	tip
2005 Nissan Pathfinder 4-DR	<p>Chance of rollover in single vehicle crash (%)</p>  <p>◆=this vehicle    □=range for Sport Utility Vehicle</p>	23%	No-tip
2005 Cadillac Escalade 4-DR. w/SAB;w/updated ESC	<p>Chance of rollover in single vehicle crash (%)</p>  <p>◆=this vehicle    □=range for Sport Utility Vehicle</p>	24%	No-tip
2005 Chevrolet Tahoe 4-DR. w/ESC	<p>Chance of rollover in single vehicle crash (%)</p>  <p>◆=this vehicle    □=range for Sport Utility Vehicle</p>	24%	No-tip
2005 Ford Explorer 4-DR.	<p>Chance of rollover in single vehicle crash (%)</p>  <p>◆=this vehicle    □=range for Sport Utility Vehicle</p>	24%	No-tip
2005 GMC Yukon 4-DR. w/ESC	<p>Chance of rollover in single vehicle crash (%)</p>  <p>◆=this vehicle    □=range for Sport Utility Vehicle</p>	24%	No-tip
2005 Jeep Liberty 4-DR.	<p>Chance of rollover in single vehicle crash (%)</p>  <p>◆=this vehicle    □=range for Sport Utility Vehicle</p>	24%	No-tip










2005 Mercury Mountaineer 4-DR.	<p>Chance of rollover in single vehicle crash (%)</p> <p>◆=this vehicle    □=range for Sport Utility Vehicle</p>	24%	No-tip
2005 Chevrolet Avalanche w/SAB; w/updated ESC	<p>Chance of rollover in single vehicle crash (%)</p> <p>◆=this vehicle    □=range for Sport Utility Vehicle</p>	25%	No-tip
2005 Chevrolet Tahoe 4-DR.	<p>Chance of rollover in single vehicle crash (%)</p> <p>◆=this vehicle    □=range for Sport Utility Vehicle</p>	26%	tip
2005 GMC Yukon 4-DR.	<p>Chance of rollover in single vehicle crash (%)</p> <p>◆=this vehicle    □=range for Sport Utility Vehicle</p>	26%	tip
2005 Ford Explorer Sport Trac	<p>Chance of rollover in single vehicle crash (%)</p> <p>◆=this vehicle    □=range for Sport Utility Vehicle</p>	27%	No-tip
2005 Chevrolet Tahoe 4-DR.	<p>Chance of rollover in single vehicle crash (%)</p> <p>◆=this vehicle    □=range for Sport Utility Vehicle</p>	28%	tip
2005 GMC Yukon 4-DR.	<p>Chance of rollover in single vehicle crash (%)</p> <p>◆=this vehicle    □=range for Sport Utility Vehicle</p>	28%	tip
2005 Ford Explorer Sport Trac	<p>Chance of rollover in single vehicle crash (%)</p> <p>◆=this vehicle    □=range for Sport Utility Vehicle</p>	34%	Tip

**Pickups**

Vehicle	Rollover Rating	Rollover Chance	Driving Test Result
---------	-----------------	-----------------	---------------------

2005 Chevrolet Silverado 2-DR.	<p>Chance of rollover in single vehicle crash (%)</p>  <p>◆=this vehicle    □=range for Pickup</p>	15%	No-tip
2005 Chevrolet Silverado 4-DR.	<p>Chance of rollover in single vehicle crash (%)</p>  <p>◆=this vehicle    □=range for Pickup</p>	15%	No-tip
2005 GMC Sierra 2-DR.	<p>Chance of rollover in single vehicle crash (%)</p>  <p>◆=this vehicle    □=range for Pickup</p>	15%	No-tip
2005 GMC Sierra 4-DR.	<p>Chance of rollover in single vehicle crash (%)</p>  <p>◆=this vehicle    □=range for Pickup</p>	15%	No-tip
2005 Chevrolet Colorado 4-DR.	<p>Chance of rollover in single vehicle crash (%)</p>  <p>◆=this vehicle    □=range for Pickup</p>	17%	No-tip
2005 Chevrolet Colorado 2-DR.	<p>Chance of rollover in single vehicle crash (%)</p>  <p>◆=this vehicle    □=range for Pickup</p>	17%	No-tip
2005 Dodge Dakota 2-DR.	<p>Chance of rollover in single vehicle crash (%)</p>  <p>◆=this vehicle    □=range for Pickup</p>	17%	No-tip
2005 Dodge Dakota 4-DR.	<p>Chance of rollover in single vehicle crash (%)</p>  <p>◆=this vehicle    □=range for Pickup</p>	17%	No-tip
2005 Dodge Ram 1500 4-DR.	<p>Chance of rollover in single vehicle crash (%)</p>  <p>◆=this vehicle    □=range for Pickup</p>	17%	No Tip

2005 Dodge Ram 1500 2-DR.	<p>Chance of rollover in single vehicle crash (%)</p>  <p>◆=this vehicle    □=range for Pickup</p>	17%	No Tip
2005 Ford F-150 4-DR.	<p>Chance of rollover in single vehicle crash (%)</p>  <p>◆=this vehicle    □=range for Pickup</p>	17%	No-tip
2005 Ford F-150 2-DR.	<p>Chance of rollover in single vehicle crash (%)</p>  <p>◆=this vehicle    □=range for Pickup</p>	17%	No-tip
2005 GMC Canyon 4-DR.	<p>Chance of rollover in single vehicle crash (%)</p>  <p>◆=this vehicle    □=range for Pickup</p>	17%	No-tip
2005 GMC Canyon 2-DR.	<p>Chance of rollover in single vehicle crash (%)</p>  <p>◆=this vehicle    □=range for Pickup</p>	17%	No-tip
2005 Chevrolet Colorado 4-DR.	<p>Chance of rollover in single vehicle crash (%)</p>  <p>◆=this vehicle    □=range for Pickup</p>	18%	No-tip
2005 Chevrolet Colorado 2-DR.	<p>Chance of rollover in single vehicle crash (%)</p>  <p>◆=this vehicle    □=range for Pickup</p>	18%	No-tip
2005 Chevrolet Silverado 2-DR.	<p>Chance of rollover in single vehicle crash (%)</p>  <p>◆=this vehicle    □=range for Pickup</p>	18%	No-tip
2005 Chevrolet Silverado 4-DR.	<p>Chance of rollover in single vehicle crash (%)</p>  <p>◆=this vehicle    □=range for Pickup</p>	18%	No-tip

2005 GMC Canyon 4-DR.	<p>Chance of rollover in single vehicle crash (%)</p>  <p>◆=this vehicle    □=range for Pickup</p>	18%	No-tip
2005 GMC Canyon 2-DR.	<p>Chance of rollover in single vehicle crash (%)</p>  <p>◆=this vehicle    □=range for Pickup</p>	18%	No-tip
2005 GMC Sierra 2-DR.	<p>Chance of rollover in single vehicle crash (%)</p>  <p>◆=this vehicle    □=range for Pickup</p>	18%	No-tip
2005 GMC Sierra 4-DR.	<p>Chance of rollover in single vehicle crash (%)</p>  <p>◆=this vehicle    □=range for Pickup</p>	18%	No-tip
2005 Dodge Dakota 2-DR.	<p>Chance of rollover in single vehicle crash (%)</p>  <p>◆=this vehicle    □=range for Pickup</p>	19%	No-tip
2005 Dodge Dakota 4-DR.	<p>Chance of rollover in single vehicle crash (%)</p>  <p>◆=this vehicle    □=range for Pickup</p>	19%	No-tip
2005 Dodge Ram 1500 4-DR.	<p>Chance of rollover in single vehicle crash (%)</p>  <p>◆=this vehicle    □=range for Pickup</p>	19%	No Tip
2005 Dodge Ram 1500 2-DR.	<p>Chance of rollover in single vehicle crash (%)</p>  <p>◆=this vehicle    □=range for Pickup</p>	19%	No Tip
2005 Ford F-150 4-DR.	<p>Chance of rollover in single vehicle crash (%)</p>  <p>◆=this vehicle    □=range for Pickup</p>	19%	No-tip

2005 Ford F-150 2-DR.	<p>Chance of rollover in single vehicle crash (%)</p> <p>◆=this vehicle    □=range for Pickup</p>	19%	No-tip
2005 Ford Ranger 2-DR.	<p>Chance of rollover in single vehicle crash (%)</p> <p>◆=this vehicle    □=range for Pickup</p>	21%	No-tip
2005 Ford Ranger Extended Cab	<p>Chance of rollover in single vehicle crash (%)</p> <p>◆=this vehicle    □=range for Pickup</p>	21%	No-tip
2005 Mazda B-Series Extended Cab	<p>Chance of rollover in single vehicle crash (%)</p> <p>◆=this vehicle    □=range for Pickup</p>	21%	No-tip
2005 Mazda B-Series 2-DR.	<p>Chance of rollover in single vehicle crash (%)</p> <p>◆=this vehicle    □=range for Pickup</p>	21%	No-tip
2005 Ford Ranger 2-DR.	<p>Chance of rollover in single vehicle crash (%)</p> <p>◆=this vehicle    □=range for Pickup</p>	30%	No-tip
2005 Ford Ranger Extended Cab	<p>Chance of rollover in single vehicle crash (%)</p> <p>◆=this vehicle    □=range for Pickup</p>	30%	No-tip
2005 Mazda B-Series Extended Cab	<p>Chance of rollover in single vehicle crash (%)</p> <p>◆=this vehicle    □=range for Pickup</p>	30%	No-tip
2005 Mazda B-Series 2-DR.	<p>Chance of rollover in single vehicle crash (%)</p> <p>◆=this vehicle    □=range for Pickup</p>	30%	No-tip

Vans			
Vehicle	Rollover Rating	Rollover	Driving Test

		Chance	Result
2005 Nissan Quest Van w/SAB	<p>Chance of rollover in single vehicle crash (%)</p> <p>◆=this vehicle   □=range for Van</p>	12%	No Tip
2005 Chrysler PT Cruiser 4-DR.	<p>Chance of rollover in single vehicle crash (%)</p> <p>◆=this vehicle   □=range for Van</p>	13%	No-Tip
2005 Chrysler PT Cruiser 4-DR. w/SAB	<p>Chance of rollover in single vehicle crash (%)</p> <p>◆=this vehicle   □=range for Van</p>	13%	No-Tip
2005 Ford Freestar	<p>Chance of rollover in single vehicle crash (%)</p> <p>◆=this vehicle   □=range for Van</p>	14%	No-tip
2005 Honda Odyssey w/SAB	<p>Chance of rollover in single vehicle crash (%)</p> <p>◆=this vehicle   □=range for Van</p>	14%	No-tip
2005 Mercury Monterey	<p>Chance of rollover in single vehicle crash (%)</p> <p>◆=this vehicle   □=range for Van</p>	14%	No-tip
2005 Kia Sedona Van	<p>Chance of rollover in single vehicle crash (%)</p> <p>◆=this vehicle   □=range for Van</p>	15%	No-tip
2005 Toyota Sienna	<p>Chance of rollover in single vehicle crash (%)</p> <p>◆=this vehicle   □=range for Van</p>	15%	No-tip
2005 Chrysler Town & Country LWB Early Release	<p>Chance of rollover in single vehicle crash (%)</p> <p>◆=this vehicle   □=range for Van</p>	17%	No-tip

2005 Chrysler Town & Country LWB Later Release	<p>Chance of rollover in single vehicle crash (%)</p> <p>◆=this vehicle    □=range for Van</p>	17%	No-tip
2005 Dodge Grand Caravan Later Release	<p>Chance of rollover in single vehicle crash (%)</p> <p>◆=this vehicle    □=range for Van</p>	17%	No-tip
2005 Dodge Grand Caravan Early Release	<p>Chance of rollover in single vehicle crash (%)</p> <p>◆=this vehicle    □=range for Van</p>	17%	No-tip
2005 Chevrolet Express Van 15 Passenger Van	<p>Chance of rollover in single vehicle crash (%)</p> <p>◆=this vehicle    □=range for Van</p>	27%	no tip
2005 GMC Savana 15 Passenger Van	<p>Chance of rollover in single vehicle crash (%)</p> <p>◆=this vehicle    □=range for Van</p>	27%	no tip
2005 Ford E-150	<p>Chance of rollover in single vehicle crash (%)</p> <p>◆=this vehicle    □=range for Van</p>	29%	Tip

**Passenger Cars**

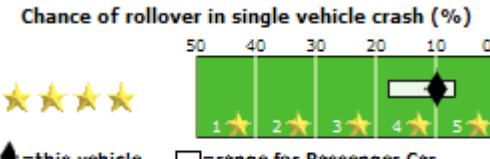
Vehicle	Rollover Rating	Rollover Chance	Driving Test Result
2005 Mazda Miata/MX-5 Convertible	<p>Chance of rollover in single vehicle crash (%)</p> <p>◆=this vehicle    □=range for Passenger Car</p>	07%	No-tip*
2005 Mazda RX-8 4-DR. w/SAB	<p>Chance of rollover in single vehicle crash (%)</p> <p>◆=this vehicle    □=range for Passenger Car</p>	07%	No-tip*

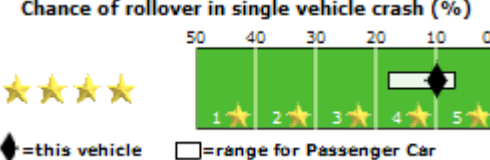
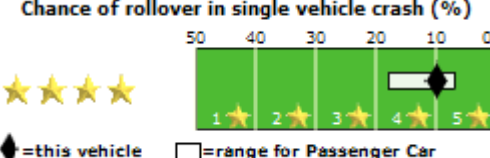
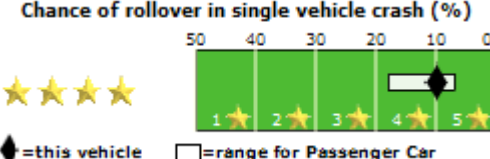
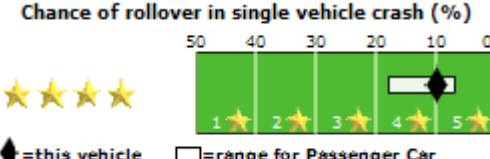
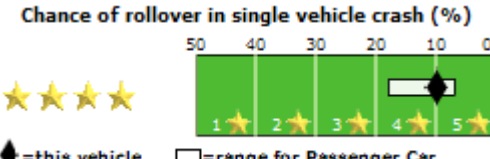
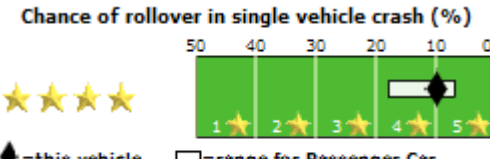
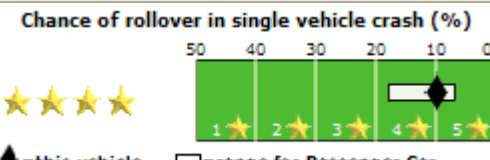
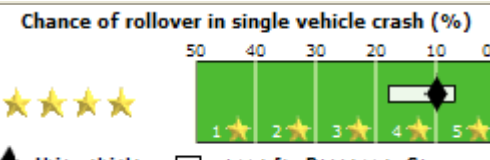
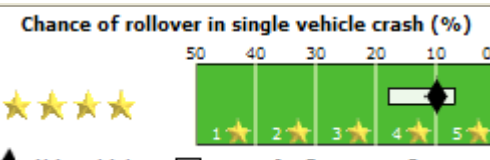
2005 BMW Z4 Convertible w/SAB	<p>Chance of rollover in single vehicle crash (%)</p> <p>◆=this vehicle    □=range for Passenger Car</p>	08%	No-tip*
2005 Ford Mustang 2-DR	<p>Chance of rollover in single vehicle crash (%)</p> <p>◆=this vehicle    □=range for Passenger Car</p>	08%	No-tip*
2005 Honda S2000 Convertible	<p>Chance of rollover in single vehicle crash (%)</p> <p>◆=this vehicle    □=range for Passenger Car</p>	08%	No-tip*
2005 Nissan 350Z 2-DR.	<p>Chance of rollover in single vehicle crash (%)</p> <p>◆=this vehicle    □=range for Passenger Car</p>	08%	No-tip*
2005 Acura RL 4-DR. w/SAB	<p>Chance of rollover in single vehicle crash (%)</p> <p>◆=this vehicle    □=range for Passenger Car</p>	09%	No-tip*
2005 Audi TT 2-DR. Convertible w/SAB	<p>Chance of rollover in single vehicle crash (%)</p> <p>◆=this vehicle    □=range for Passenger Car</p>	09%	No-tip*
2005 Cadillac DeVille 4-DR. w/SAB	<p>Chance of rollover in single vehicle crash (%)</p> <p>◆=this vehicle    □=range for Passenger Car</p>	09%	No-tip*
2005 Chrysler Crossfire 2-DR. w/SAB	<p>Chance of rollover in single vehicle crash (%)</p> <p>◆=this vehicle    □=range for Passenger Car</p>	09%	No-tip*
2005 Chrysler Sebring 4-DR.	<p>Chance of rollover in single vehicle crash (%)</p> <p>◆=this vehicle    □=range for Passenger Car</p>	09%	No-tip*

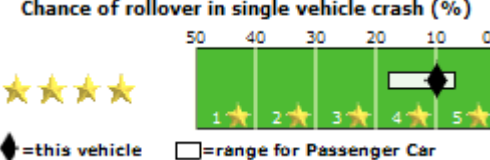
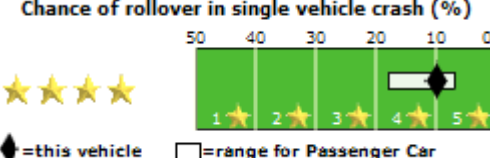
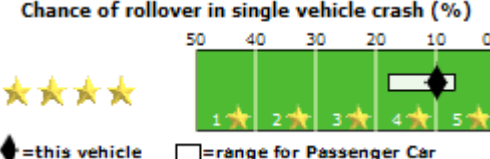
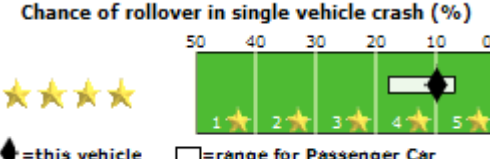
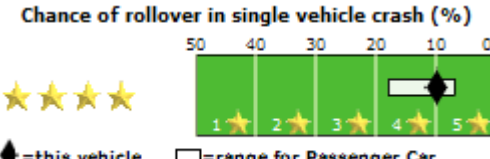
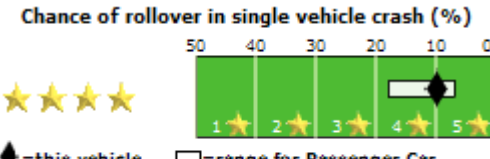
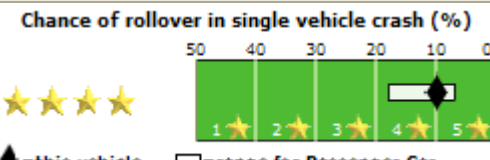
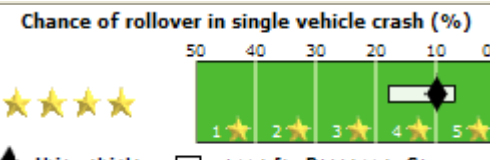
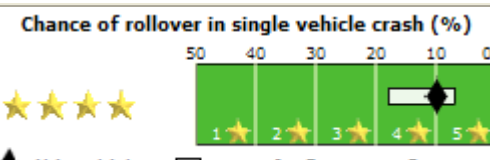
2005 Chrysler Sebring Convertible	<p>Chance of rollover in single vehicle crash (%)</p>  <p>◆=this vehicle    □=range for Passenger Car</p>	09%	No-tip*
2005 Dodge Stratus 4-DR	<p>Chance of rollover in single vehicle crash (%)</p>  <p>◆=this vehicle    □=range for Passenger Car</p>	09%	No-tip*
2005 Ford Crown Victoria 4-DR.	<p>Chance of rollover in single vehicle crash (%)</p>  <p>◆=this vehicle    □=range for Passenger Car</p>	09%	No-tip*
2005 Ford Crown Victoria 4-DR. w/SAB	<p>Chance of rollover in single vehicle crash (%)</p>  <p>◆=this vehicle    □=range for Passenger Car</p>	09%	No-tip*
2005 Ford Thunderbird 2-DR Convertible w/SAB	<p>Chance of rollover in single vehicle crash (%)</p>  <p>◆=this vehicle    □=range for Passenger Car</p>	09%	No-tip*
2005 Jaguar S-Type 4-DR. w/SAB	<p>Chance of rollover in single vehicle crash (%)</p>  <p>◆=this vehicle    □=range for Passenger Car</p>	09%	No-tip*
2005 Lexus IS300 4-DR. w/SAB	<p>Chance of rollover in single vehicle crash (%)</p>  <p>◆=this vehicle    □=range for Passenger Car</p>	09%	No-tip*
2005 Lincoln LS 4-DR. w/SAB	<p>Chance of rollover in single vehicle crash (%)</p>  <p>◆=this vehicle    □=range for Passenger Car</p>	09%	No-tip*
2005 Lincoln Town Car 4-DR. w/SAB	<p>Chance of rollover in single vehicle crash (%)</p>  <p>◆=this vehicle    □=range for Passenger Car</p>	09%	No-tip*

2005 Mazda6 4-DR.	<p>Chance of rollover in single vehicle crash (%)</p>  <p>◆=this vehicle □=range for Passenger Car</p>	09%	No-tip*
2005 Mercury Grand Marquis 4-DR. w/SAB	<p>Chance of rollover in single vehicle crash (%)</p>  <p>◆=this vehicle □=range for Passenger Car</p>	09%	No-tip*
2005 Mercury Grand Marquis 4-DR.	<p>Chance of rollover in single vehicle crash (%)</p>  <p>◆=this vehicle □=range for Passenger Car</p>	09%	No-tip*
2005 Toyota Celica 2-DR	<p>Chance of rollover in single vehicle crash (%)</p>  <p>◆=this vehicle □=range for Passenger Car</p>	09%	No-tip*
2005 Volvo S60 4-DR. w/SAB	<p>Chance of rollover in single vehicle crash (%)</p>  <p>◆=this vehicle □=range for Passenger Car</p>	09%	No-tip*
2005 Volvo S80 4-DR. w/SAB	<p>Chance of rollover in single vehicle crash (%)</p>  <p>◆=this vehicle □=range for Passenger Car</p>	09%	No-tip*
2005 Acura TL 4-DR. w/SAB	<p>Chance of rollover in single vehicle crash (%)</p>  <p>◆=this vehicle □=range for Passenger Car</p>	10%	No-tip*
2005 Audi A4 4-DR. w/SAB	<p>Chance of rollover in single vehicle crash (%)</p>  <p>◆=this vehicle □=range for Passenger Car</p>	10%	No-tip*
2005 Audi S4 4-DR. w/SAB	<p>Chance of rollover in single vehicle crash (%)</p>  <p>◆=this vehicle □=range for Passenger Car</p>	10%	No-tip*

2005 BMW 3 Series 4-DR. w/SAB	<p>Chance of rollover in single vehicle crash (%)</p> <p>◆=this vehicle    □=range for Passenger Car</p>	10%	No-tip*
2005 Buick Century 4-DR.	<p>Chance of rollover in single vehicle crash (%)</p> <p>◆=this vehicle    □=range for Passenger Car</p>	10%	No-tip*
2005 Buick Century 4-DR. w/SAB	<p>Chance of rollover in single vehicle crash (%)</p> <p>◆=this vehicle    □=range for Passenger Car</p>	10%	No-tip*
2005 Buick LeSabre 4-DR. w/SAB	<p>Chance of rollover in single vehicle crash (%)</p> <p>◆=this vehicle    □=range for Passenger Car</p>	10%	No-tip*
2005 Buick Park Avenue 4-DR. w/SAB	<p>Chance of rollover in single vehicle crash (%)</p> <p>◆=this vehicle    □=range for Passenger Car</p>	10%	No-tip*
2005 Chevrolet Monte Carlo 2-DR.	<p>Chance of rollover in single vehicle crash (%)</p> <p>◆=this vehicle    □=range for Passenger Car</p>	10%	No-tip*
2005 Chrysler 300 4-DR	<p>Chance of rollover in single vehicle crash (%)</p> <p>◆=this vehicle    □=range for Passenger Car</p>	10%	No-tip*
2005 Chrysler Sebring 2-DR.	<p>Chance of rollover in single vehicle crash (%)</p> <p>◆=this vehicle    □=range for Passenger Car</p>	10%	No-tip*
2005 Dodge Magnum 4-DR.	<p>Chance of rollover in single vehicle crash (%)</p> <p>◆=this vehicle    □=range for Passenger Car</p>	10%	No-tip*

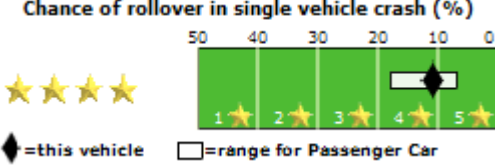
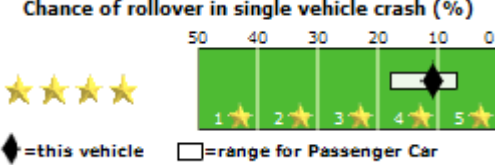
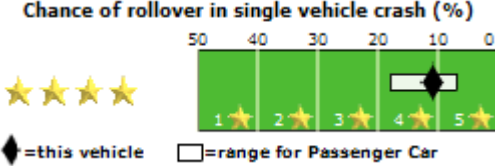
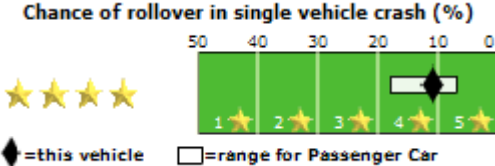
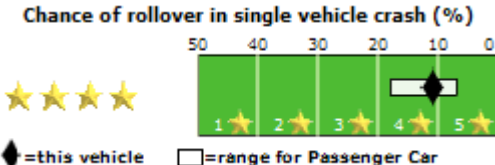
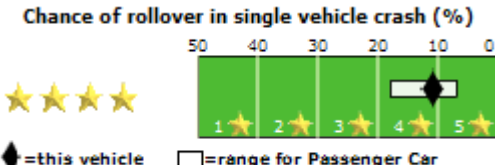
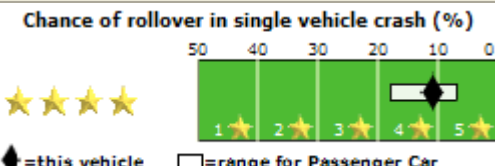
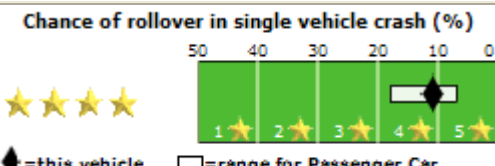
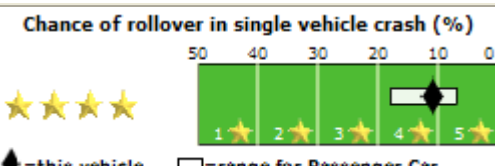
2005 Dodge Neon 4-DR.	<p>Chance of rollover in single vehicle crash (%)</p>  <p>◆=this vehicle    □=range for Passenger Car</p>	10%	No-tip*
2005 Dodge Stratus 2-DR	<p>Chance of rollover in single vehicle crash (%)</p>  <p>◆=this vehicle    □=range for Passenger Car</p>	10%	No-tip*
2005 Ford Five Hundred 4-DR	<p>Chance of rollover in single vehicle crash (%)</p>  <p>◆=this vehicle    □=range for Passenger Car</p>	10%	No-tip*
2005 Ford Taurus 4-DR. w/SAB	<p>Chance of rollover in single vehicle crash (%)</p>  <p>◆=this vehicle    □=range for Passenger Car</p>	10%	No-tip*
2005 Ford Taurus 4-DR.	<p>Chance of rollover in single vehicle crash (%)</p>  <p>◆=this vehicle    □=range for Passenger Car</p>	10%	No-tip*
2005 Honda Accord 4-DR. w/SAB	<p>Chance of rollover in single vehicle crash (%)</p>  <p>◆=this vehicle    □=range for Passenger Car</p>	10%	No-tip*
2005 Honda Accord 2-DR. w/SAB	<p>Chance of rollover in single vehicle crash (%)</p>  <p>◆=this vehicle    □=range for Passenger Car</p>	10%	No-tip*
2005 Honda Accord Hybrid 4-DR w/SAB	<p>Chance of rollover in single vehicle crash (%)</p>  <p>◆=this vehicle    □=range for Passenger Car</p>	10%	No-tip*
2005 Hyundai Accent 4-DR. w/SAB	<p>Chance of rollover in single vehicle crash (%)</p>  <p>◆=this vehicle    □=range for Passenger Car</p>	10%	No-tip*

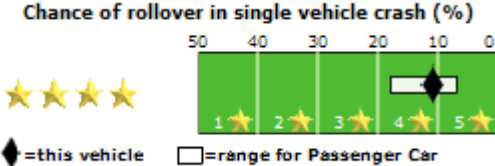
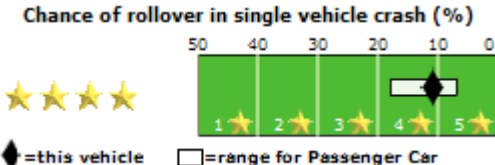
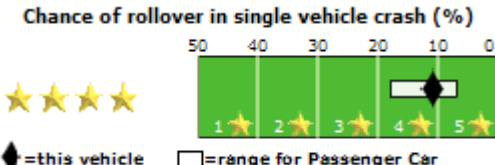
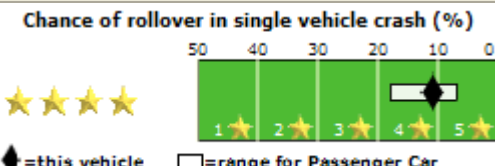
2005 Hyundai Accent 2-DR. w/SAB	<p>Chance of rollover in single vehicle crash (%)</p>  <p>◆=this vehicle    □=range for Passenger Car</p>	10%	No-tip*
2005 Hyundai Sonata 4-DR w/SAB	<p>Chance of rollover in single vehicle crash (%)</p>  <p>◆=this vehicle    □=range for Passenger Car</p>	10%	No-tip*
2005 Hyundai Tiburon 2-DR. w/SAB	<p>Chance of rollover in single vehicle crash (%)</p>  <p>◆=this vehicle    □=range for Passenger Car</p>	10%	No-tip*
2005 Jaguar X-Type 4-DR. w/SAB	<p>Chance of rollover in single vehicle crash (%)</p>  <p>◆=this vehicle    □=range for Passenger Car</p>	10%	No-tip*
2005 Kia Optima 4-DR w/SAB	<p>Chance of rollover in single vehicle crash (%)</p>  <p>◆=this vehicle    □=range for Passenger Car</p>	10%	No-tip*
2005 Mazda3 4-DR.	<p>Chance of rollover in single vehicle crash (%)</p>  <p>◆=this vehicle    □=range for Passenger Car</p>	10%	No-tip*
2005 Mazda6 Wagon	<p>Chance of rollover in single vehicle crash (%)</p>  <p>◆=this vehicle    □=range for Passenger Car</p>	10%	No-tip*
2005 Mercedes-Benz E-Class 4-DR. w/SAB	<p>Chance of rollover in single vehicle crash (%)</p>  <p>◆=this vehicle    □=range for Passenger Car</p>	10%	No-tip*
2005 Mercury Montego 4-DR	<p>Chance of rollover in single vehicle crash (%)</p>  <p>◆=this vehicle    □=range for Passenger Car</p>	10%	No-tip*

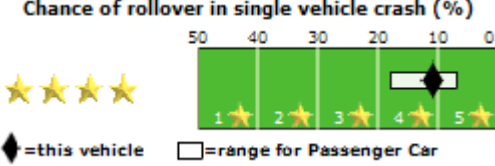
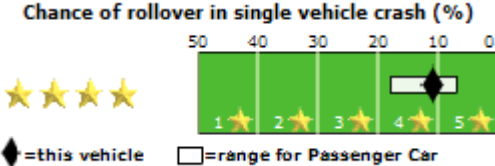
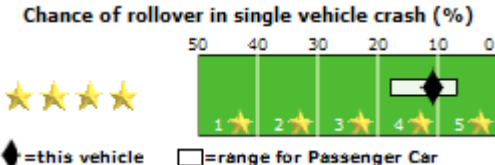
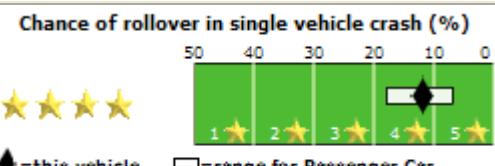
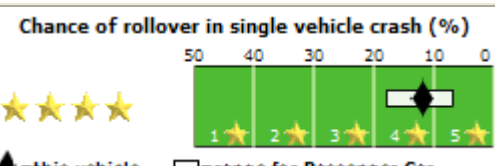
2005 Mercury Sable 4-DR.	<p>Chance of rollover in single vehicle crash (%)</p>  <p>◆=this vehicle    □=range for Passenger Car</p>	10%	No-tip*
2005 Mercury Sable 4-DR. w/SAB	<p>Chance of rollover in single vehicle crash (%)</p>  <p>◆=this vehicle    □=range for Passenger Car</p>	10%	No-tip*
2005 MINI Cooper w/SAB	<p>Chance of rollover in single vehicle crash (%)</p>  <p>◆=this vehicle    □=range for Passenger Car</p>	10%	No-tip*
2005 Mitsubishi Galant 4-DR. w/SAB	<p>Chance of rollover in single vehicle crash (%)</p>  <p>◆=this vehicle    □=range for Passenger Car</p>	10%	No-tip*
2005 Mitsubishi Lancer 4-DR.	<p>Chance of rollover in single vehicle crash (%)</p>  <p>◆=this vehicle    □=range for Passenger Car</p>	10%	No-tip*
2005 Nissan Altima 4-DR.	<p>Chance of rollover in single vehicle crash (%)</p>  <p>◆=this vehicle    □=range for Passenger Car</p>	10%	No-tip*
2005 Nissan Maxima 4-DR. w/SAB	<p>Chance of rollover in single vehicle crash (%)</p>  <p>◆=this vehicle    □=range for Passenger Car</p>	10%	No-tip*
2005 Pontiac Bonneville 4-DR. w/SAB	<p>Chance of rollover in single vehicle crash (%)</p>  <p>◆=this vehicle    □=range for Passenger Car</p>	10%	No-tip*
2005 Pontiac G6 4-DR Early Release	<p>Chance of rollover in single vehicle crash (%)</p>  <p>◆=this vehicle    □=range for Passenger Car</p>	10%	No-tip*

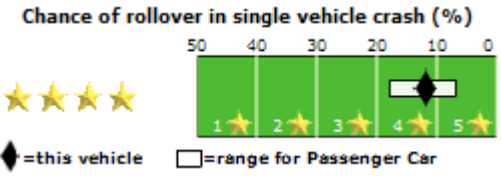
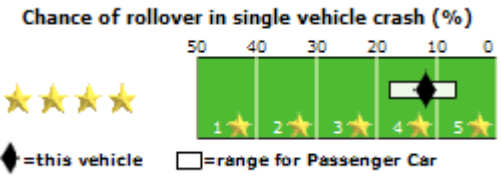
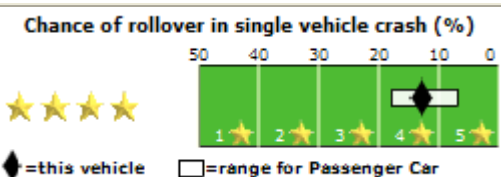
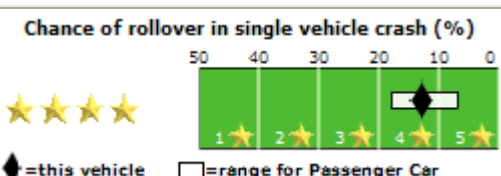
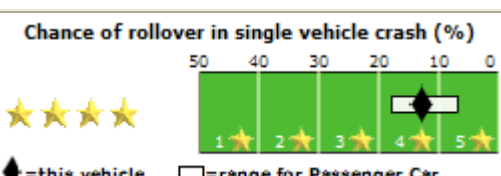
2005 Pontiac G6 4-DR w/SAB Later Release	<p>Chance of rollover in single vehicle crash (%)</p> <p>◆=this vehicle    □=range for Passenger Car</p>	10%	No-tip*
2005 Pontiac Grand Am 2-DR.	<p>Chance of rollover in single vehicle crash (%)</p> <p>◆=this vehicle    □=range for Passenger Car</p>	10%	No-tip*
2005 Pontiac Grand Am 4-DR.	<p>Chance of rollover in single vehicle crash (%)</p> <p>◆=this vehicle    □=range for Passenger Car</p>	10%	No-tip*
2005 Pontiac Grand Prix 4-DR.	<p>Chance of rollover in single vehicle crash (%)</p> <p>◆=this vehicle    □=range for Passenger Car</p>	10%	No-tip*
2005 Saturn L Series 4-DR. w/SAB	<p>Chance of rollover in single vehicle crash (%)</p> <p>◆=this vehicle    □=range for Passenger Car</p>	10%	No-tip*
2005 Suzuki Verona 4-DR w/SAB	<p>Chance of rollover in single vehicle crash (%)</p> <p>◆=this vehicle    □=range for Passenger Car</p>	10%	No-tip*
2005 Volkswagen Passat 4-DR. w/SAB	<p>Chance of rollover in single vehicle crash (%)</p> <p>◆=this vehicle    □=range for Passenger Car</p>	10%	No-tip*
2005 Volvo V70 4-DR w/SAB	<p>Chance of rollover in single vehicle crash (%)</p> <p>◆=this vehicle    □=range for Passenger Car</p>	10%	No-tip*
2005 Acura RSX 2-DR. w/SAB	<p>Chance of rollover in single vehicle crash (%)</p> <p>◆=this vehicle    □=range for Passenger Car</p>	11%	No-tip*





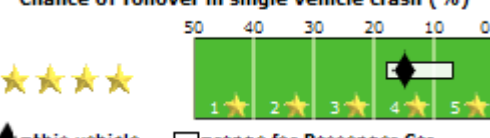
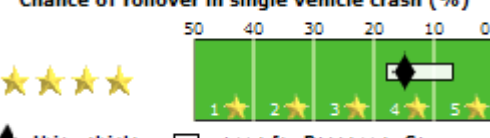
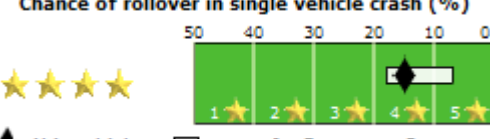
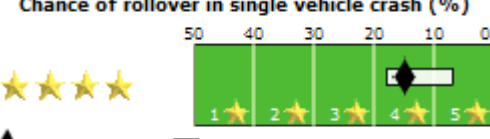
2005 Acura TSX 4-DR. w/SAB	<p>Chance of rollover in single vehicle crash (%)</p> <p>◆=this vehicle    □=range for Passenger Car</p>	11%	No-tip*
2005 Buick LaCrosse 4-DR	<p>Chance of rollover in single vehicle crash (%)</p> <p>◆=this vehicle    □=range for Passenger Car</p>	11%	No-tip*
2005 Cadillac CTS 4-DR. w/SAB	<p>Chance of rollover in single vehicle crash (%)</p> <p>◆=this vehicle    □=range for Passenger Car</p>	11%	No-tip*
2005 Chevrolet Cavalier 2-DR.	<p>Chance of rollover in single vehicle crash (%)</p> <p>◆=this vehicle    □=range for Passenger Car</p>	11%	No-tip*
2005 Chevrolet Classic 4-DR.	<p>Chance of rollover in single vehicle crash (%)</p> <p>◆=this vehicle    □=range for Passenger Car</p>	11%	No-tip*
2005 Chevrolet Cobalt 4-DR (Early release)	<p>Chance of rollover in single vehicle crash (%)</p> <p>◆=this vehicle    □=range for Passenger Car</p>	11%	No-tip*
2005 Chevrolet Cobalt 4-DR (Later release)	<p>Chance of rollover in single vehicle crash (%)</p> <p>◆=this vehicle    □=range for Passenger Car</p>	11%	No-tip*
2005 Chevrolet Malibu w/SAB 4-DR.	<p>Chance of rollover in single vehicle crash (%)</p> <p>◆=this vehicle    □=range for Passenger Car</p>	11%	No-tip*
2005 Chevrolet Malibu 4-DR.	<p>Chance of rollover in single vehicle crash (%)</p> <p>◆=this vehicle    □=range for Passenger Car</p>	11%	No-tip*

2005 Honda Civic 2-DR. w/SAB	<p>Chance of rollover in single vehicle crash (%)</p>  <p>◆=this vehicle    □=range for Passenger Car</p>	11%	No-tip*
2005 Honda Civic 4-DR.	<p>Chance of rollover in single vehicle crash (%)</p>  <p>◆=this vehicle    □=range for Passenger Car</p>	11%	No-tip*
2005 Honda Civic 4-DR. w/SAB	<p>Chance of rollover in single vehicle crash (%)</p>  <p>◆=this vehicle    □=range for Passenger Car</p>	11%	No-tip*
2005 Honda Civic 2-DR.	<p>Chance of rollover in single vehicle crash (%)</p>  <p>◆=this vehicle    □=range for Passenger Car</p>	11%	No-tip*
2005 Honda Insight 2-DR.	<p>Chance of rollover in single vehicle crash (%)</p>  <p>◆=this vehicle    □=range for Passenger Car</p>	11%	No-tip*
2005 Hyundai Elantra 4-DR. w/SAB	<p>Chance of rollover in single vehicle crash (%)</p>  <p>◆=this vehicle    □=range for Passenger Car</p>	11%	No-tip*
2005 Hyundai XG350 4-DR. w/SAB	<p>Chance of rollover in single vehicle crash (%)</p>  <p>◆=this vehicle    □=range for Passenger Car</p>	11%	No-tip*
2005 Kia Amanti 4-DR w/SAB	<p>Chance of rollover in single vehicle crash (%)</p>  <p>◆=this vehicle    □=range for Passenger Car</p>	11%	No-tip*
2005 Lexus ES330 4-DR. w/SAB	<p>Chance of rollover in single vehicle crash (%)</p>  <p>◆=this vehicle    □=range for Passenger Car</p>	11%	No-tip*

2005 Nissan Sentra 4-DR.	<p>Chance of rollover in single vehicle crash (%)</p>  <p>◆=this vehicle    □=range for Passenger Car</p>	11%	No-tip*
2005 Pontiac Sunfire 2-DR.	<p>Chance of rollover in single vehicle crash (%)</p>  <p>◆=this vehicle    □=range for Passenger Car</p>	11%	No-tip*
2005 Saab 9-2X Station Wagon 4-DR. w/SAB	<p>Chance of rollover in single vehicle crash (%)</p>  <p>◆=this vehicle    □=range for Passenger Car</p>	11%	No-tip*
2005 Saab 9-5 4-DR. w/SAB	<p>Chance of rollover in single vehicle crash (%)</p>  <p>◆=this vehicle    □=range for Passenger Car</p>	11%	No-tip*
2005 Saturn Ion 4-DR.	<p>Chance of rollover in single vehicle crash (%)</p>  <p>◆=this vehicle    □=range for Passenger Car</p>	11%	No-tip*
2005 Saturn Ion 2-DR.	<p>Chance of rollover in single vehicle crash (%)</p>  <p>◆=this vehicle    □=range for Passenger Car</p>	11%	No-tip*
2005 Subaru Impreza Station Wagon 4-DR.	<p>Chance of rollover in single vehicle crash (%)</p>  <p>◆=this vehicle    □=range for Passenger Car</p>	11%	No-tip*
2005 Suzuki Forenza 4-DR. w/SAB	<p>Chance of rollover in single vehicle crash (%)</p>  <p>◆=this vehicle    □=range for Passenger Car</p>	11%	No-tip*
2005 Toyota Avalon 4-DR. w/SAB	<p>Chance of rollover in single vehicle crash (%)</p>  <p>◆=this vehicle    □=range for Passenger Car</p>	11%	No-tip*

2005 Toyota Camry 4-DR.	<p>Chance of rollover in single vehicle crash (%)</p>  <p>◆=this vehicle    □=range for Passenger Car</p>	11%	No-tip*
2005 Toyota Camry Solara Coupe 2-DR w/SAB	<p>Chance of rollover in single vehicle crash (%)</p>  <p>◆=this vehicle    □=range for Passenger Car</p>	11%	No-tip*
2005 Toyota Scion tC 2-DR	<p>Chance of rollover in single vehicle crash (%)</p>  <p>◆=this vehicle    □=range for Passenger Car</p>	11%	No-Tip*
2005 Volkswagen New Beetle 2-DR. w/SAB	<p>Chance of rollover in single vehicle crash (%)</p>  <p>◆=this vehicle    □=range for Passenger Car</p>	11%	No-tip*
2005 Volvo S40 4-DR. w/SAB	<p>Chance of rollover in single vehicle crash (%)</p>  <p>◆=this vehicle    □=range for Passenger Car</p>	11%	No-tip*
2005 Chevrolet Cavalier 4-DR.	<p>Chance of rollover in single vehicle crash (%)</p>  <p>◆=this vehicle    □=range for Passenger Car</p>	12%	No-tip*
2005 Chevrolet Impala 4-DR w/SAB	<p>Chance of rollover in single vehicle crash (%)</p>  <p>◆=this vehicle    □=range for Passenger Car</p>	12%	No-tip*
2005 Chevrolet Impala 4-DR	<p>Chance of rollover in single vehicle crash (%)</p>  <p>◆=this vehicle    □=range for Passenger Car</p>	12%	No-tip*
2005 Honda Civic 2-DR. Hatchback	<p>Chance of rollover in single vehicle crash (%)</p>  <p>◆=this vehicle    □=range for Passenger Car</p>	12%	No-tip*

2005 Kia Rio 4-DR.	<p>Chance of rollover in single vehicle crash (%)</p>  <p>◆=this vehicle    □=range for Passenger Car</p>	12%	No-tip*
2005 Mercedes-Benz C-Class 4-DR. w/SAB	<p>Chance of rollover in single vehicle crash (%)</p>  <p>◆=this vehicle    □=range for Passenger Car</p>	12%	No-tip*
2005 Toyota Corolla 4-DR.	<p>Chance of rollover in single vehicle crash (%)</p>  <p>◆=this vehicle    □=range for Passenger Car</p>	12%	No-tip*
2005 Volkswagen new Jetta 4-DR. w/SAB	<p>Chance of rollover in single vehicle crash (%)</p>  <p>◆=this vehicle    □=range for Passenger Car</p>	12%	No-tip*
2005 Chevrolet Aveo 4-DR.	<p>Chance of rollover in single vehicle crash (%)</p>  <p>◆=this vehicle    □=range for Passenger Car</p>	13%	No-tip*
2005 Ford Focus 4-DR.	<p>Chance of rollover in single vehicle crash (%)</p>  <p>◆=this vehicle    □=range for Passenger Car</p>	13%	No-tip*
2005 Kia Spectra 4-DR w/SAB	<p>Chance of rollover in single vehicle crash (%)</p>  <p>◆=this vehicle    □=range for Passenger Car</p>	13%	No-tip*
2005 Toyota Prius 4-DR.	<p>Chance of rollover in single vehicle crash (%)</p>  <p>◆=this vehicle    □=range for Passenger Car</p>	13%	No-tip*
2005 Volvo XC70 4-DR w/SAB	<p>Chance of rollover in single vehicle crash (%)</p>  <p>◆=this vehicle    □=range for Passenger Car</p>	13%	No-tip*

2005 Ford Focus 2-DR. HB	<p>Chance of rollover in single vehicle crash (%)</p>  <p>◆=this vehicle    □=range for Passenger Car</p>	14%	No-tip*
2005 Pontiac Vibe 4-DR.	<p>Chance of rollover in single vehicle crash (%)</p>  <p>◆=this vehicle    □=range for Passenger Car</p>	14%	No-tip*
2005 Toyota Echo 4-DR.	<p>Chance of rollover in single vehicle crash (%)</p>  <p>◆=this vehicle    □=range for Passenger Car</p>	14%	No-tip
2005 Toyota Matrix 4-DR.	<p>Chance of rollover in single vehicle crash (%)</p>  <p>◆=this vehicle    □=range for Passenger Car</p>	14%	No-tip*
2005 Pontiac Vibe 4-DR.	<p>Chance of rollover in single vehicle crash (%)</p>  <p>◆=this vehicle    □=range for Passenger Car</p>	15%	No-tip*
2005 Subaru Forester 4-DR. w/SAB	<p>Chance of rollover in single vehicle crash (%)</p>  <p>◆=this vehicle    □=range for Passenger Car</p>	15%	No-Tip
2005 Toyota Matrix 4-DR.	<p>Chance of rollover in single vehicle crash (%)</p>  <p>◆=this vehicle    □=range for Passenger Car</p>	15%	No-tip*
2005 Toyota Scion xA 4-DR Hatchback	<p>Chance of rollover in single vehicle crash (%)</p>  <p>◆=this vehicle    □=range for Passenger Car</p>	15%	No-Tip*